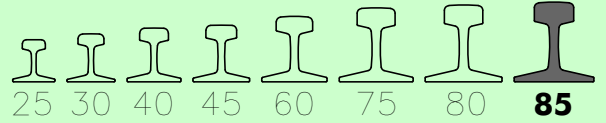

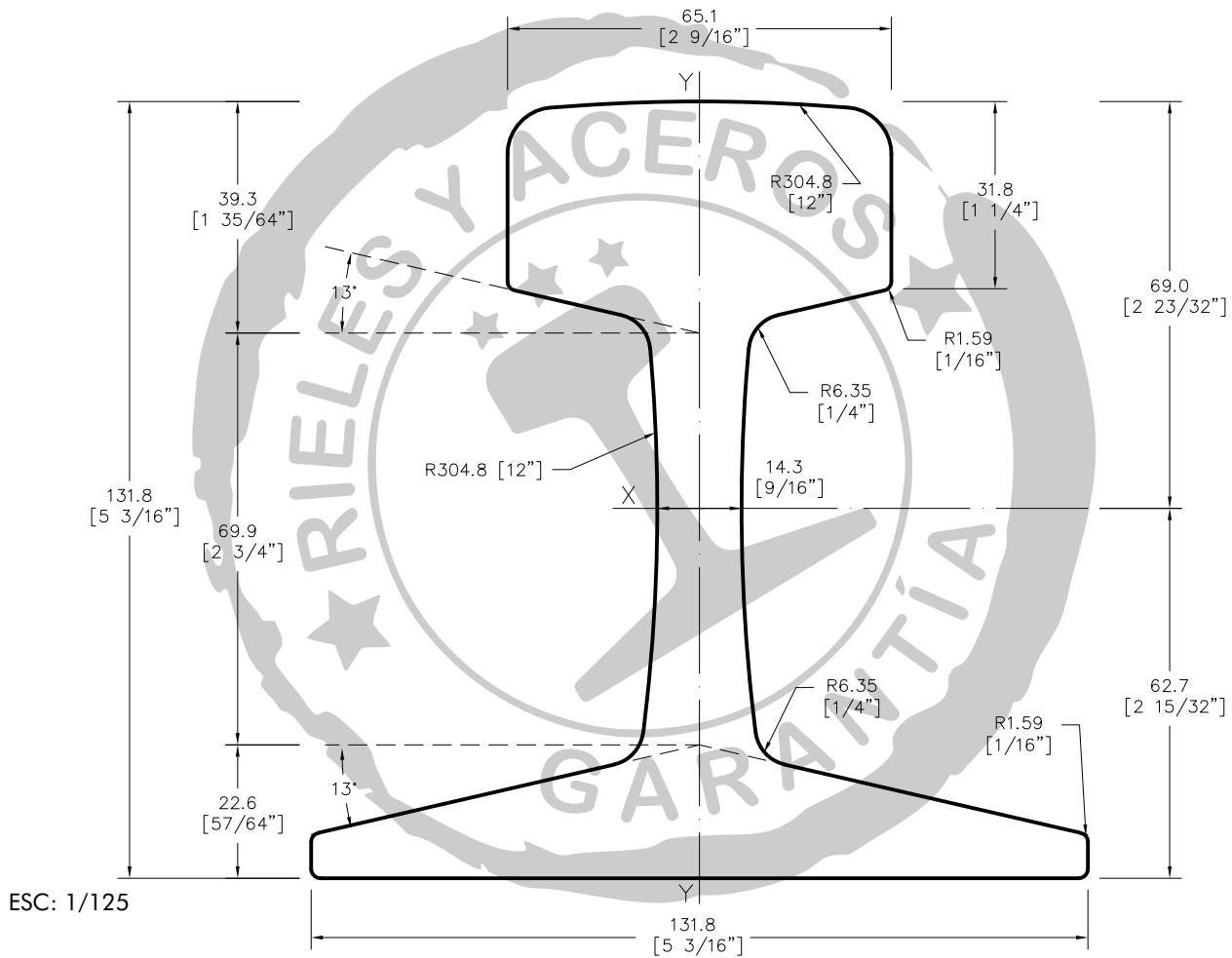


**NORMA AMERICANA - A.S.C.E**  
**RIELES 85 Lb/Yd**



**RIELES PESADO** (PERFILES AMERICANA)  
**HEAVY RAILS** (AMERICAN PROFILES)

Riel Rail	DIMENSIONES				Calidad Quality
	Altura Height	Base Base	Cabeza Head	Alma Web	
85	5 3/16"	5 3/16"	2 9/16"	9/16"	U75V
	131.8mm	131.8mm	65.1mm	14.3mm	



<b>Peso teórico</b> Theoretical weight	85 lb/yda (42.16 kg/m)
<b>Área (Sección)</b> Area (Section)	8.33pulg <sup>2</sup> (53.74cm <sup>2</sup> )
<b>Momento de inercia (Ix)</b> Moment of inertia	30.07pulg <sup>4</sup> (1,251.6cm <sup>4</sup> )
<b>Módulo resistente (w) Cabeza</b> Resistant module (w) Head	11.08pulg <sup>3</sup> (181.57cm <sup>3</sup> )