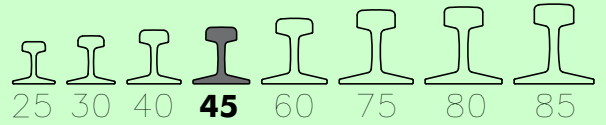
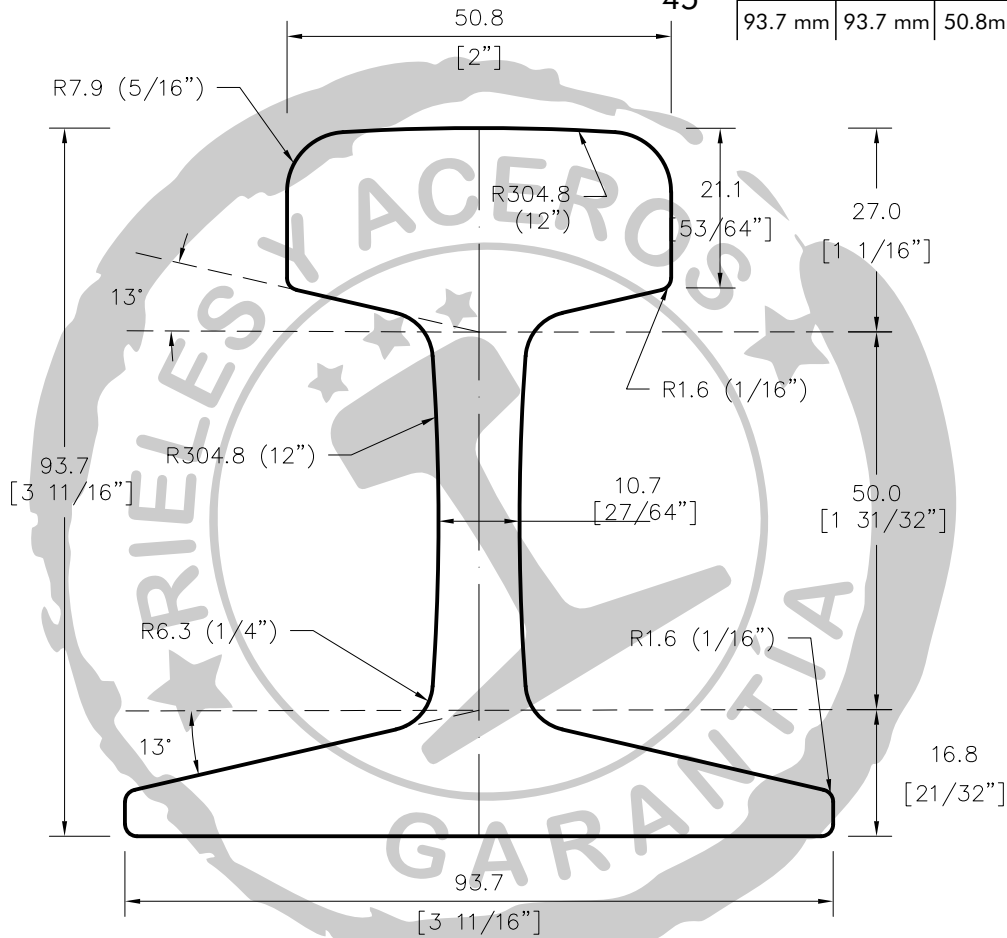


**NORMA AMERICANA - A.S.C.E**  
**RIELES 45 Lb/Yd**




**RIELES LIVIANOS (PERFILES AMERICANA)**  
**LIGHT RAILS (AMERICAN PROFILES)**

Riel Rail	DIMENSIONES				Calidad Quality
	Altura Height	Base Base	Cabeza Head	Alma Web	
45	3 11/16"	3 11/16"	2"	27.64"	55Q
	93.7 mm	93.7 mm	50.8mm	10.7mm	



ESC: 1/100



<b>Peso teórico</b> Theoretical weight	45 lb/yda (22.32 kg/m)
<b>Área (Sección)</b> Area (Section)	4.39 pulg <sup>2</sup> (28.38cm <sup>2</sup> )
<b>Momento de inercia (Ix)</b> Moment of inertia	8.14 Pulg <sup>4</sup> (339cm <sup>4</sup> )
<b>Módulo resistente (w) Cabeza</b> Resistant module (w) Head	4.25 pulg <sup>3</sup> (69.6cm <sup>3</sup> )